


Locking Flush Receptacles


Engineered for maximum performance with a UL 94 V-0 flammability rating.



Sample Receptacles



- Extra thick .050" nickel-plated brass mounting strap
- Stamped-in agency certifications
- Molded-in amperage and voltage rating
- NEMA configuration
- Color-coded voltage rating
- Manufacturer
- Stability ribs
- Uni-body face
- Triple combination head mounting screws



- Molded-in terminal identification letters
- Triple combination mounting screws, multi-terminated design, accepts #8 to #14 solid or stranded conductors
- Seam between front cover and back cover is far from contact working area
- External nickel plated clamps accept #8 to #14 solid or stranded conductors for back and side wiring
- Oversized #10 brass Phillips/Robertson/straight slot drive terminal screw




Color-Coded Voltage Ratings

125V	250V	277VAC
125/250V	3ø250V	3ø480V
		600V

One-piece .040" thick brass, high-copper content contacts with nickel-plated clamp type terminals

Contacts deeply seated in thick walled faced



Mechanically-secured all-brass ground path

15A NEMA Locking Devices

Industrial Grade Black & White® Locking Devices

Features and Benefits

Locking Plugs and Connectors

- Super tough nylon body resists damage from severe impact, abrasion and chemicals
- Ergonomic, fluted body design with radial grip ridge is ideal for gripping, turning and pulling
- Cord clamp does not have to be disassembled from body for wiring — accepts wire mesh connection strain reliefs
- One-piece, rivetless .035" thick brass connector contacts and solid brass plug blades provide maximum conductivity and long service life
- Power Indication™ 15A Locking Plugs & Connectors equipped with green neon bulb rated at 30,000 hours (24/7 for 3.5 years)
- Power Indication™ 20A and 30A Locking Plugs & Connectors equipped with green LED rated at 100,000 hours (24/7 for 10 years)

Flanged Inlets and Outlets

- Rugged nylon flange fits flush and won't crack in high abuse applications
- Individual deep-funneled chamfered wire wells guide each wire into rectangular chambers
- Wire clamps bundle stranded wire without cutting wire strands

Locking Flush Receptacles

- Rugged nylon body and cover for outstanding resistance to impacts and harsh chemicals
- Double-wipe phosphor-bronze power contacts

V-0-MAX® Locking Flush Receptacles

- UL 94 V-0 flammability rating, the best rating of any material used in Industrial locking flush receptacles available today
- Extra-thick .050" nickel-plated brass mounting strap for high-abuse applications
- Designed for maximum durability: One-piece .040" brass, high copper-content contacts with nickel plated clamp-type terminals
- Color-coded voltage rating on face for easy identification

15A-125V

2-Pole, 2-Wire Non-Grounding		
Rating	15A-125V	
NEMA		
	L1-15P	L1-15R
Description	Cat. No.	Cat. No.
Plugs and Connectors	Plug	Connector
Black & White® Nylon Body	7545-C	7506-C
Flanged Outlet	—	7526-C
Receptacles		
Duplex Flush Receptacle	—	7540
Single Flush Receptacle	—	7535
Accessories		
Description	White	Black
Black & White® Plugs & Connector Cord Clamp Inserts	INS23-W	INS23-B



7545-C



INS23-W

15A NEMA Locking Devices

Black & White® | Industrial



Industrial Grade Black & White® Locking Devices

15A-125V, 250V and 277VAC

2-Pole, 3-Wire Grounding

Rating	15A-125V		15A-250V		15A-277VAC	
NEMA						
	L5-15P	L5-15R	L6-15P	L6-15R	L7-15P	L7-15R
Description	Cat. No.	Cat. No.	Cat. No.	Cat. No.	Cat. No.	Cat. No.
Plugs and Connectors	Plug	Connector	Plug	Connector	Plug	Connector
Black & White® Nylon Body	4720-C	4729-C	4570-C	4579-C	4770-C	4779-C
All Black Nylon Body	4720-CB	4729-CB	—	4579-B	4770-B	4779-B
Yellow Nylon Body	4720-CY	4729-CY	4570-CY	4579-CY	4770-CY	4779-CY
Power Indication™	4720-PLC	4729-PLC	4570-PLC	4579-PLC	4770-PLC	4779-PLC
Black & White® Nylon Body						
Angle Locking	4720-CA	—	4570-CA	—	4770-CA	—
Black & White® Nylon Body						
Inlets and Outlets	Inlet	Outlet	Inlet	Outlet	Inlet	Outlet
Flanged Device	4716-C	4715-C	4586-C	4585-C	4786-C	4785-C
Receptacles						
Duplex Flush Receptacle, Self Grounding, Back and Side Wired	—	4700	—	4550	—	4750
Duplex Flush Receptacle, Isolated Ground, Back and Side Wired, 6" Green Ground Lead	—	4700-IG	—	4550-IG	—	4750-IG
Duplex Flush Receptacle w/2 Hot Feeds and 1 Neutral Return, Self Grounding, Back and Side Wired	—	4702-IIR	—	—	—	—
Duplex Flush Receptacle w/Split Feed — 2 Hot Feeds and 2 Neutral Returns, Self Grounding, Back and Side Wired	—	4703-IIR	—	—	—	—
Single Flush Receptacle	—	4710	—	4560	—	4760
Single Flush Receptacle, w/Short Strap	—	4710-SS	—	—	—	—
Single Flush Receptacle, Isolated Ground	—	4710-IG	—	4560-IG	—	4760-IG



4716-C



4560-IG



4700

Wallplates and Covers

302 Stainless Steel Single Receptacle

1.41" Dia. Opening



84004-40

302 Stainless Steel Duplex Receptacle



84003-40

Weatherproof Cover with Self Closing Lid for Flanged Inlets and Outlets*

1.72" Dia. Opening, IP64, NEMA 3R — Includes Screws and Pre-assembled Gasket



WP1-G



WP1-EB



WP1-YL

*For use with 15A Locking devices



Related Products

For more information on Weather-Resistant Boots for Locking Plugs and Connectors **see page F-20**. Find the right wallplate for any application. **See section S for Wallplates & Covers.**