

ENP plugs for ENR receptacles and ENC connectors

Cl. I, Div. 1 & 2, Groups B, C, D
Cl. II, Div. 1 & 2, Groups F, G
Cl. III
NEMA 3, 7BCD, 9FG, 12

Explosionproof
Dust-ignitionproof
Raintight
Wet Locations

2P

Applications:

ENP plugs are used:

- With portable electrical equipment, such as compressors, tools, lighting systems and similar devices
- In areas made hazardous by the presence of flammable vapors and gases or combustible dusts
- Wherever portable electrical equipment is likely to be transferred from hazardous to non-hazardous areas
- In damp and corrosive areas
- When power requirements do not exceed 20 amperes
- Where general purpose application is required

Features:

- Captive set screw design is now standard on all ENP plugs
- Design assures ease of installation and reduces likelihood of losing critical components in the field
- Insulator and contact components are now a single piece assembly
- ENP plugs can be used in non-hazardous areas with standard U-ground NEMA/EEMAC configuration 5 and 6 receptacles, eliminating the need for two separately equipped portable units of the same type; the ENR receptacle will not accept standard NEMA/EEMAC configuration plugs
- ENP plug handle body is designed with an internal cord strain relief mechanism and a cable sealing grommet which will accept various cable diameters
- Field assembly is accomplished with standard tools
- The receptacle incorporates three spring-loaded slide keys that prevent the receptacle face plate from being rotated until the ENP plug is fully inserted into the receptacle. To make the connection, the ENP plug is fully inserted, and the receptacle face moved inward by pushing the plug forward. The plug is then rotated, closing the circuit. As rotation begins, the plug becomes locked in the receptacle and cannot be accidentally disengaged. In making or breaking the circuit, any resulting electrical arc is confined in the factory sealed chamber.



Certifications and compliances:

NEC:

- Class I, Divisions 1 & 2, Groups B, C, D
- Class II, Divisions 1 & 2, Groups F, G
- Class III

ANSI/UL standard:

- UL1010

NEMA/EEMAC:

- NEMA/EEMAC 3, 7BCD, 9FG





CEC:

- Class I, Divisions 1 & 2, Groups B, C, D
- Class II, Divisions 1 & 2, Group G
- Class III

Standard materials:

- Plug body – die cast copper-free aluminum
- Interior – nylon 100
- Contacts – brass
- Plug bushing – neoprene

Ordering information:

Rating	NEMA configuration	Cat. #
15A, 125V		ENP5151
15A, 250V		ENP6152
20A, 125V		ENP5201
20A, 250V		ENP6202

Standard finishes:

- Copper-free aluminum – aluminum acrylic paint
- Brass – natural

Electrical ratings:

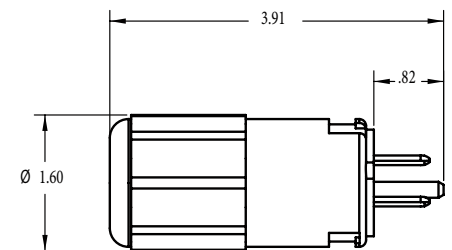
- Plugs – 15 and 20 amperes; 125 VAC and 250 VAC, 50-400 Hz

Grounding:

- NEC Article 501 and CEC Section 18 require that metal frames or exposed non-current-carrying metal parts of portable devices used in hazardous locations be grounded through an extra conductor in the portable cord
- ENR receptacles and ENP plugs are provided with an extra grounding pole

CAUTION: To reduce the risk of ignition of hazardous atmospheres, do not use plugs or receptacles in Class II, Group F locations that contain electrically conductive dusts.

Dimensions (in inches):



2P